



TweetAttacks Pro

User Manual

The ultimate twitter auto follower, auto unfollower, tweet scraper, reply generator, auto retweeter, tweet spinner, mass retweeter and tweet scheduler with socialoomph integration.

<http://tweetattacks.com/>

Table of Contents

Disclaimer.....	4
System Requirements	5
Installation and Updates	5
TweetAttacks Main Menu.....	5
Account Management	5
Adding Socialoomph Accounts	5
Adding Twitter Accounts.....	6
How to Import Accounts from Text File?.....	7
How to Import And Automatically Assign Proxies to Twitter Accounts?.....	7
How to Login and Switch Between Accounts?.....	8
Auto Follow	8
How to Follow Other Users Followers?	9
How to Follow Users that Mentions Particular Keywords?	9
How to Follow Users from Other Users List?.....	9
Auto Unfollow	10
How to Add Users in the VIP List?.....	11
Follow\Unfollow Scheduler	11
Follow\Unfollow Scheduler Toolbar	12
How to Use Follow\Unfollow Scheduler?	12
Tweet Scraper	14
Reply Generator.....	14
How to use the Tweet Editor?	16
How to Generate Replies?	17
How to Generate Many Retweets?.....	22
Tweet Poster	23
Tweet Poster Toolbar.....	23
How to use Tweet Poster?	24
Multi User Tweet Poster	25
How to Use Multi User Tweet Poster Module?	26
Wait and Reply Module	26
ReTweet Attacks	28

How to use ReTweet Attacks? 29

Frequently Asked Questions 30

 What is your suggested follow and unfollow count per day? 30

 Are you using proxies? 30

 TweetAttacks shows that its following\unfollowing but I cannot see any changes in my following count
 31

 How Can I Transfer My License to Another Computer? 31

Support and Suggestions 31

Disclaimer

The information presented herein represents the views of the author as of the date of publication and is for informational purposes only.

Third party services like twitter, socialoomph, their web page structures and API affects the performance of TweetAttacks. Changes of their services might cause TweetAttacks to not working on some of its features. We have no control over the changes they will make in their services. Because of this we cannot make any guarantees that all of the features available now will continue to function as it is but your license have access to our lifetime updates and you can get any changes we make to the program for free.

Additionally, by using TweetAttacks, you agree to indemnify and hold harmless TweetAttacks and the creators from any problems resulting from your use of it. We recommend that you use the software judiciously and not abuse it for the purpose of spamming those services. Doing so will most likely result in your accounts being terminated, in effect wasting any effort you've put into it.

TweetAttacks don't promote spam. This tool was created for you to market your product effectively with less effort. Please use it well and provide value to our fellow tweeters.



System Requirements

1. Windows Operating System
2. Microsoft .Net Framework 3.5 SP1 and above
3. Microsoft Internet Explorer 8

Installation and Updates

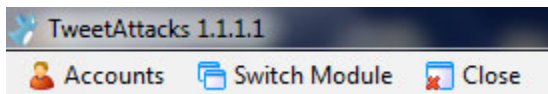
The zip file contains 2 files namely Setup.exe and Setup.msi

To install your application, just double click and install **Setup.exe** and follow the installation instructions. This will also install Microsoft .net 3.5 if it is not yet installed in your machine.

You will be automatically notified when a new update is available.

TweetAttacks Main Menu

TweetAttacks have only 3 items.



Account. This button contains the accounts and account management features. All accounts added to TweetAttacks will be appended in this buttons submenu.

Switch Modules. Use switch modules to switch between TweetAttacks modules eg.: Follow, Unfollow, Tweet Scraper, Reply Generator, Tweet Poster. All new modules that will be added in the future will be added here.

Close. Use this button to close the application.

Account Management

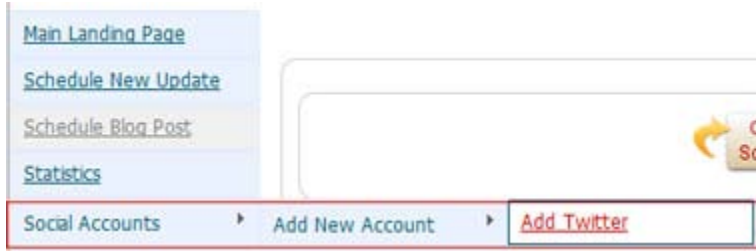
Adding Socialloomph Accounts

TweetAttacks is not dependent to this feature or with socialloomph. TweetAttacks will run with or without this so you can skip this section if you are not using socialloomph or have no intention of using their services.

Please note that TweetAttacks is not associated with socialloomph. Socialloomph is a different service from a different provider. We are only using their services using their developers API.

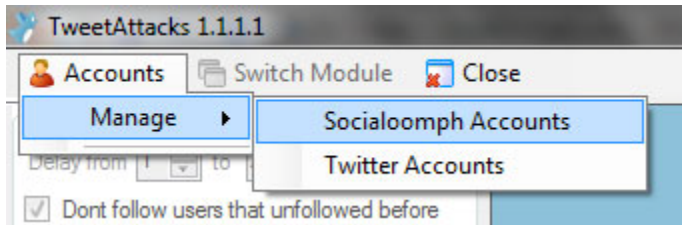
If you don't have socialloomph **account** yet, you can create one in <http://socialloomph.com/register/>

After registering a new account in the website, you can add your twitter accounts in their website by going to **Social Accounts -> Add New Account -> Add Twitter**



After creating and adding your twitter accounts in socialoomph. You can add your socialoomph account in TweetAttacks by

1. Go to **Accounts->Manage->Socialoomph Accounts**

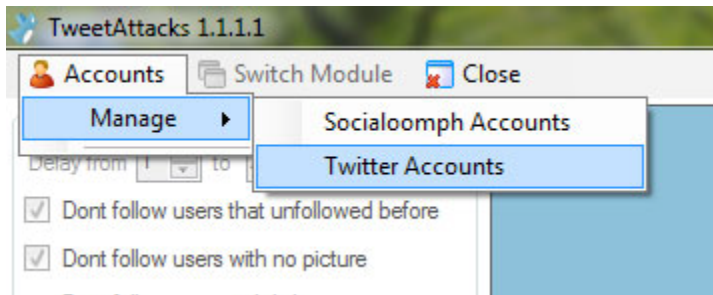


2. Fill up all of the information and click save
Username. Your socialoomph account username
Password. This is your socialoomph account password
API Key. As Im writing this manual, this is not yet required by the socialoomph API. You can get your API key by logging in to the socialoomph website and going to <https://www.socialoomph.com/users/apikey/>

Adding Twitter Accounts

Before using this application, you must first add your twitter accounts. You can add your twitter accounts by doing the following.

1. Go to **Accounts->Manage->Twitter Accounts**



2. Twitter accounts form will appear. Fill up the information then click Save

Username. This is your twitter account username

Password. Your twitter account password

Proxy. Your proxy assigned for this account in **IP:Port** format or if your proxy requires authentication you should specify it as **IP:Port:Username:Password** format

Socialoomph Account. The socialoomph account where this twitter account is associated.

Note: Your twitter account should be added in your socialoomph account in order to schedule tweets using the selected socialoomph account.

How to Import Accounts from Text File?

If you have existing text file that contains your twitter accounts, you can import them in tweetattacks using the import button in Twitter Accounts form.



Import Delimiter. The import delimiter is the field separator in your text file

Eg: If you have this format in your text file

Username|password

The delimiter will be |

If you have this format

Username,password

The delimited will be ,

To start importing you accounts,

1. Click **Import Accounts** button and open your text file.
2. Browser and open your text file
3. Click save

How to Import And Automatically Assign Proxies to Twitter Accounts?

If you have a list of proxies in a text file, you can automatically import it using the import proxies button.

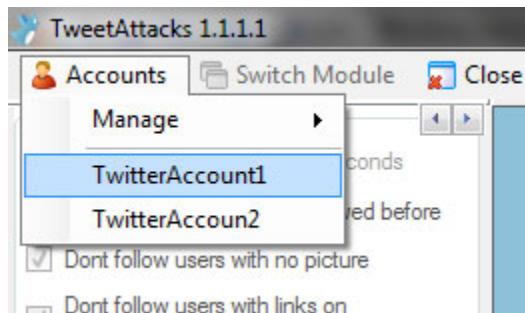
The text file should be in the following format

IP:PORT:username:password

IP:PORT:username:password

How to Login and Switch Between Accounts?

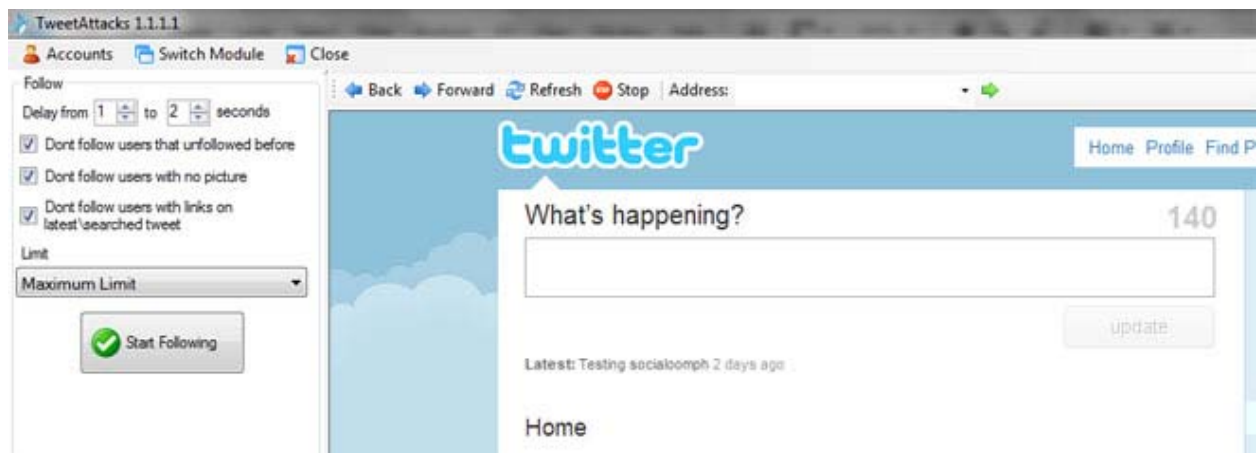
After adding your accounts, they will all be listed in the **Accounts** menu as show in the screenshot below



Just click the account name to login or switch to that account.

Auto Follow

The best way to increase your followers is to follow them yourself. The auto follow have the following options



- **Delay.** Set the delay between follow requests (in seconds). Delays will be randomly generated between those 2 numbers on each requests for a more random behaviour.

- **Dont follow users that unfollowed before.** TweetAttacks records and remembers users that are previously unfollowed. Check this option not follow the users you unfollowed before.
- **Dont follow users with no picture.** Based on my experience, most of those users who don't have picture are bots and spammers. Check this option to ignore them.
- **Dont follow users with links on latest\searched tweet.** Many spammers and bots only tweet links. This option will allow you to ignore users that contains links in their latest tweet if you are following from a list of other followers. This will also ignore users with links on their tweets when you are following users in which appeared in your search result.
- **Limit.** Select a number of users to follow to avoid getting banned. You can select Maximum Limit to use twitter limit. TweetAttacks will automatically stop when twitter limit or twitter API limit reached.

How to Follow Other Users Followers?

One of the best ways to find targeted followers is to follow the followers who already built authority and built massive list of followers in your niche. To follow other users followers you can do the following.

1. Use the browser in the right side of the window to browse the user. You can use search function to find the user or use the browsers address bar to go to the users profile.
2. After going to the users profile click the **followers** link to view the list of followers of the selected profile.
3. Onced the page loaded, click **Start Following** button.

How to Follow Users that Mentions Particular Keywords?

1. Use the browser and go to <http://search.twitter.com/advanced/>
2. Enter your desired search criteria and click **Search**
3. When the search result is loaded click **Start Following** to follow those users

Same steps applied when following from http://twitter.com/invitations/find_on_twitter

And <http://search.twitter.com/>

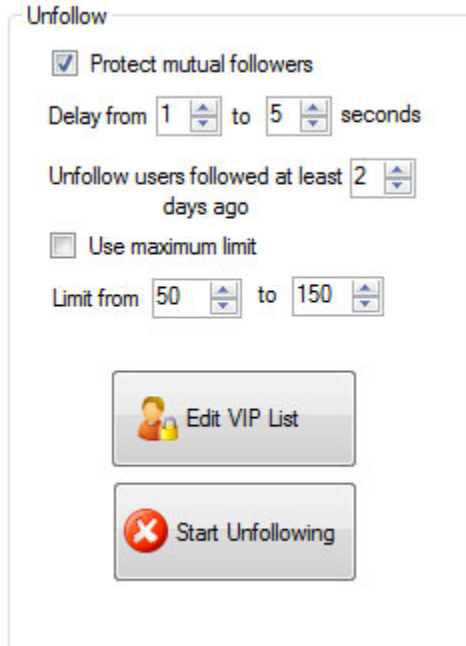
How to Follow Users from Other Users List?

1. Use the web browser to browse to other users list
2. Click start following

Auto Unfollow

To use the unfollow module just go to **Switch Module->Unfollow** in the main menu.

The unfollow module have the following options.



The screenshot shows the 'Unfollow' configuration window. It contains the following elements:

- Protect mutual followers
- Delay from 1 to 5 seconds (with up/down arrows for each number)
- Unfollow users followed at least 2 days ago (with up/down arrows for the number 2)
- Use maximum limit
- Limit from 50 to 150 (with up/down arrows for each number)
- Buttons: 'Edit VIP List' (with a person icon) and 'Start Unfollowing' (with a red 'X' icon)

- **Protect Mutual Followers.** Check this option if you want TweetAttacks to check the user if it is following you back, if this option is checked and the user is following you back, the user will be ignored and TweetAttacks will move to the next user in your followers list.
- **Delay.** Set the delay between unfollow requests (in seconds). Delays will be randomly generated between those 2 numbers on each request for a more random behaviour.
- **Unfollow users at least.** Twitter spam bots checks the date when you followed and unfollowed users. Make sure that you will wait few days before you unfollow the users you followed to avoid getting banned. Use this option to specify the number of days.
- **Use maximum limit** – Check this option if you want TweetAttacks to go through all of your followers
- **Limit from and to** – Use this option if you don't want to use the maximum limit. If you put 100 in limit from and 200 in limit to, TweetAttacks will generate a random number between 100 and 200. If the number generated was 150, it will unfollow only 150 users from your list.
- **Edit VIP list** – VIP list are the users that you don't want to be unfollowed even if they don't follow you back.

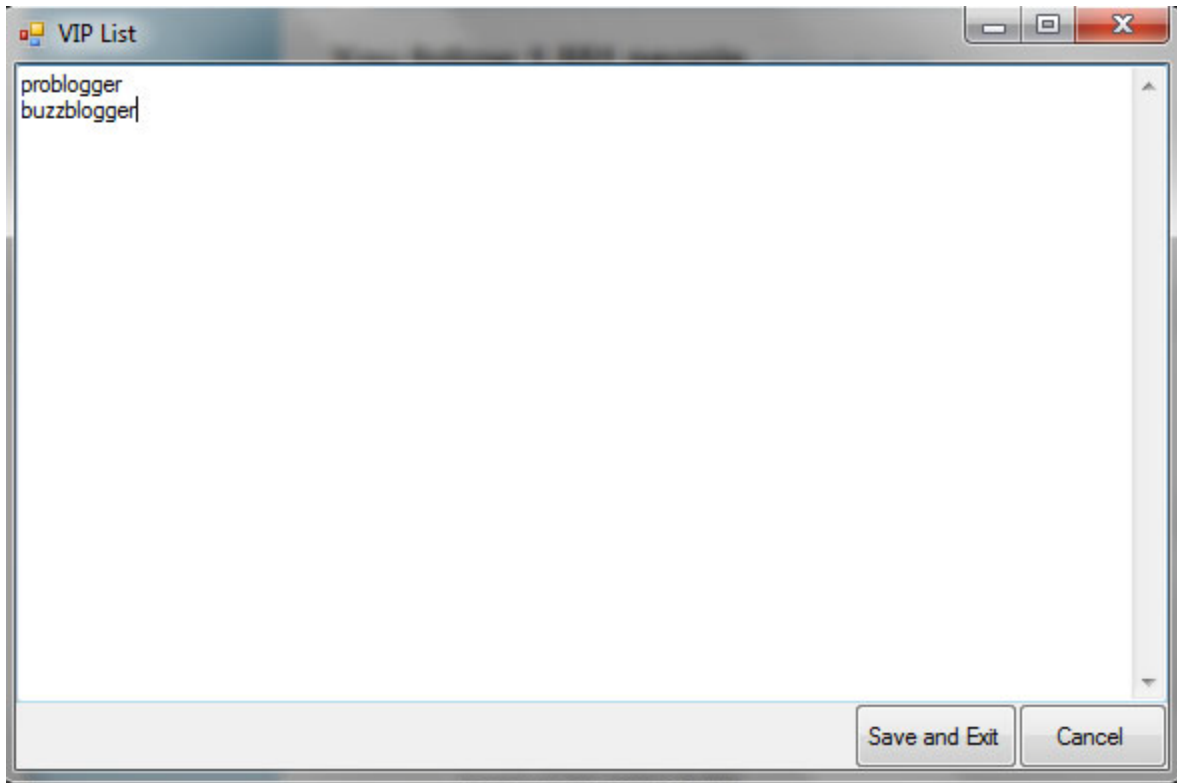
To start unfollowing you followed twitter users, just set the options above and click **Start Unfollowing**.

How to Add Users in the VIP List?

VIP list are the list of users that you don't want to be unfollowed even if they don't follow you back after a long period of time.

To add users in the VIP list

1. Click **Edit VIP list** button
2. The edit **VIP list** form will appear



3. Enter the twitter username of the people you don't want to unfollow, one name per line as shown in the screenshot above.
4. Click save

Follow\Unfollow Scheduler

This module will let you schedule your accounts to follow or unfollow and TweetAttacks will execute them each after another.

Note: Follow\Unfollow Scheduler will use the options set in Follow and Unfollow module.

Follow\Unfollow Scheduler Toolbar



- **Load All Accounts**

This will load all of your twitter accounts and add into the tasks list so you don't need to add them all one by one.

- **Load Tasks**

Use this button to load saved tasks.

- **Save Tasks**

Use this button to save tasks in your hard drive so you can load and not add them manually again later.

- **Select All**

Use this button to select and highlight all tasks in the list.

- **Select Task**

Use this to assign tasks to all selected records.

- **Delete**

Use this to assign tasks to all selected records.

- **Shuffle**

Use this button to randomize the ordering of the tasks before executing them. Just in case you want to reorder the tasks so that they will not be executed in the same order over and over again that may leave some traces.

How to Use Follow\Unfollow Scheduler?

1. Go to follow and unfollow module to set the desired options for all the tasks eg: Delays and limits.
2. Switch to Follow\Unfollow Scheduler Module.

3. Add tasks by selecting the account and the task (follow or unfollow) or you can use the load all accounts button to load all of your accounts in the tasks list. You can then select all or select few records then use the Set Task button to set task to all selected records at once.

	Account	Task	Start Uri	Status
▶*	▼	▼		

4. After selecting the account and setting the task, set the url where you want TweetAttacks to start.

Note: If you select the task unfollow, TweetAttacks will automatically set the url to <http://twitter.com/following/> which is the url of your following list.

Following other users followers

If you want to follow someone's followers you should put something like

<http://twitter.com/username/followers>

Where username is the name of the user that you want to get his\her followers

Eg:

If you are in the blogging niche and want to follow the followers of problogger

You should put <http://twitter.com/problogger/followers>

Follow from search results

1. Open your browser
 2. Search for your desired keywords
 3. Hit search button
 4. Copy the url and paste it in start url
-
5. After completing the task list, set the delay before each task will be executed
 6. Click start to execute the tasks

Tweet Scraper

Creating and writing tweets is a very time consuming task. I noticed that many bloggers that are using twitter loved to tweet quotes and other phrases from other websites and I do that myself. If you have a very limited time like me as Im maintaining a lot of projects. Copying and pasting 1 by 1 is very time consuming. Tweet scraper is designed to address that problem. Tweet scraper lets you grab phrases from any website of your choice and create tweets from it. It will automatically get phrases not more than 140 characters and those that not contain links. You can use this module to copy quotes and other phrases from any web page and send it to tweet poster for later posting.

Just use the browser on the right side of the window to go to any web page.

Get Twits From Web Page

- Get contents from paragraphs
- Get contents from lists
- Get contents from table cells
- Get contents from FONT tags
- Get contents from SPAN tags

Grab Tweets

Collected List

0

Send to Tweet Poster

The Tweet Scraper has the following options.

- **Get contents from paragraphs.** Check this option if you want TweetAttacks to read the paragraphs and attempt to create tweets from them.
- **Get contents from lists.** Read the lists in a selected web page and attempt to create tweets from them.
- **Get contents from table cells.** Read all the table cells (<td> tags) in a selected web page and get phrases.
- **Get contents from FONT tags.** Read phrases from html FONT tags.
- **Get contents from SPAN tags.** Read phrases from html SPAN tags.
- **Grab Tweets.** Click this button to start grabbing tweets from the selected web page.
- **Collected List.** Collected tweets from web pages will be listed here. You can double click any item to remove it from the list.
- **Delete** – use this button to delete the selected line in your list
- **Clear** – this button will delete all entries in the collected list

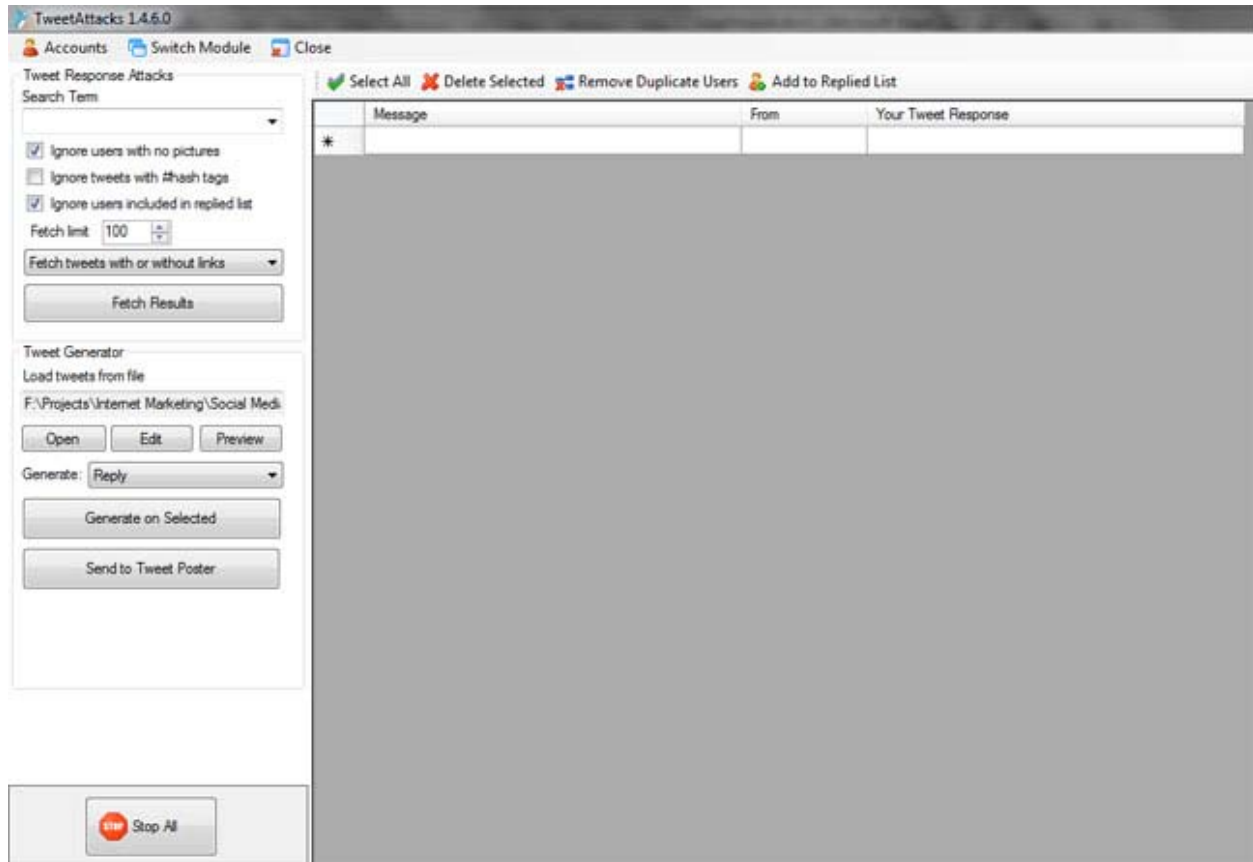
- **Send to Tweet Poster.** Send the list to Tweet Poster module for posting and scheduling of the collected tweets.

Reply Generator

In twitter, monitoring replies and mentions to your tweets is a pain as twitter getting more cluttered. TweetAttacks reply generator makes it easier for you're to do this task. TweetAttacks will fetch the any

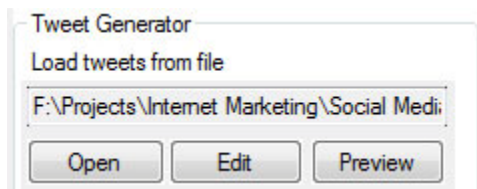
of your search queries. You can search for your @yourusername for it to get tweets that contains your name or replies that belongs to you.

TweetAttacks reply generator has the following screen



- **Search Term.** Enter your search term to find your targeted audience that talking about your niche. You can also use twitter advanced search (<http://search.twitter.com/advanced/>) and copy the search term created and put it in this search box. More of this later.
- **Ignore Users with No pictures.** This option will help you narrow down your search results as Tweet Attacks can check if the user who tweets the result have no picture as many bots do.
- **Ignore tweets with hash tags.**
- **Ignore users included in the replied list** – You can check this option if you don't want to send replies to people you replied before.
- **Fetch Limit.** Use this to specify the number of results that you want Tweet Attacks to fetch. Twitter search result is limited to 50 pages only. Tweet Attacks 50 results per page so the maximum value for this field is 2,500.
- **Fetch Option.** Other fetch options lets you
 - **Fetch tweets with or without links.** To return results that contains links and those who don't have links.

- **Fetch tweets with no links.** This will search for the tweets with no links that are related to your search term. You can use this option if you want to fetch results that are looking for a certain phrases that may be related to your offer because many tweets that contain links that are related to your phrase may be offering the same product or services that you are offering.
- **Fetch tweets with link only.** You can use this option to identify other people who are writing or selling things related to your niche. You can search and create a list and generate a reply for them all or retweet all of their links to build relationship.
- **Fetch Results.** Use this button to start searching and fetch all the result to the grid in the right side of the window.
- **Tweet Generator.** This section of the will let you create a reply for all the fetched tweets. It contains one text box which shows the file name where the tweets will be loaded.



Open – Use this button to change the file where you want your tweets to be loaded.

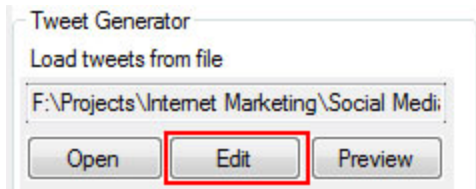
Edit – Use this button to edit your tweets in the text file. More about this later.

Preview – Use this button to test your tweets if you used the spinner properly.

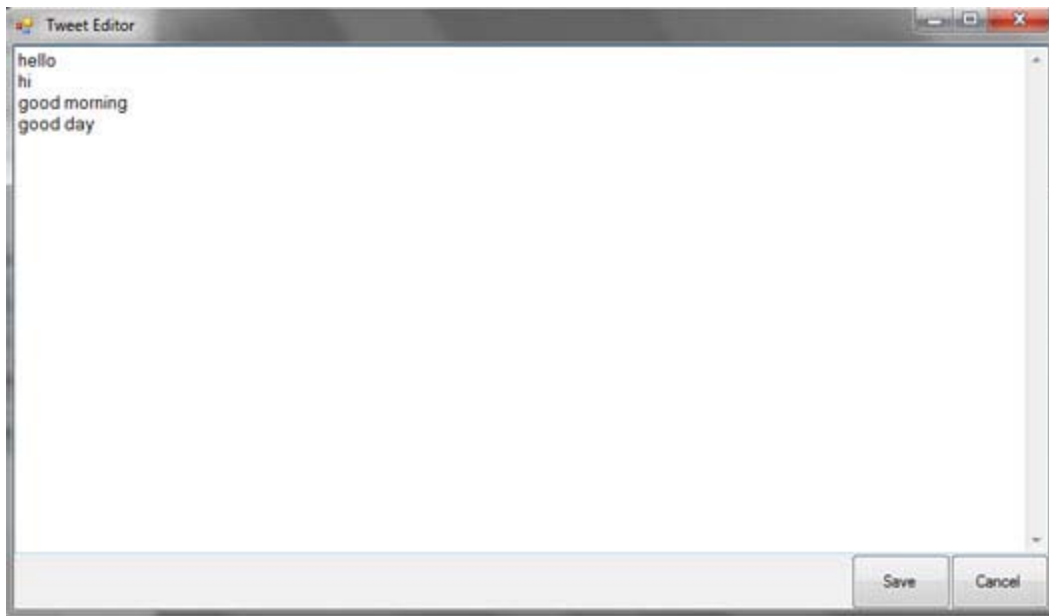
- **Generate.**
 - **Reply.** This will allow you to generate replies on the highlighted tweets in the right side of the window. The reply to be generated will come from the content or spinned content in the text box above.
 - **Retweet.** This will automatically generate a message to retweet the selected tweets in the right side of the window. This is useful when you want to retweet a lot of links or quotes that came from your search results.
- **Generate on Selected.** Use this button to perform the action based on your specified options in the available options above.
- **Send to Tweet Poster.** This will send all the generated replies and retweets to tweet poster for posting and scheduling.

How to use the Tweet Editor?

You can use the Tweet Editor to edit the tweets in the file you selected. To edit the file just click the edit button



After clicking the button, the tweet editor will appear with the tweets in the text file automatically loaded.



You can edit each tweet per line. You can out as many tweets as you want and you can still use the Jetspinner {} syntax to create more variations of your tweets.

Click **Save** to save the changes.

How to Generate Replies?

TweetAttacks will let you generate reply of your search tweets in a click of a button. It supports the jetspinner syntax to generate multiple variations of your reply.

For example

```
{Check out|see|view|visit} this {cool|good|great|excellent} twitter {marketing|promotion}  
{software|application|tool} http://tweetattacks.com
```

Will generate many variations of reply eg:

visit this great twitter promotion application <http://tweetattacks.com>

Check out this great twitter promotion application <http://tweetattacks.com>

visit this great twitter promotion tool <http://tweetattacks.com>

see this excellent twitter marketing tool <http://tweetattacks.com>

view this great twitter marketing application <http://tweetattacks.com>

see this cool twitter marketing software <http://tweetattacks.com>

and many other variations.

To generate replies you can do the following.

1. Search for a term that might be looking for your product and put it in the search term box eg:

Search Term
"twitter software" ▼

2. After setting the search phrase, set and put values for other options or you can leave the default

Ignore users with no pictures

Ignore tweets with #hash tags

Fetch limit 100 ▲▼

Fetch tweets with no links ▼

Fetch Results

In this case I want to fetch only the results that don't have any links because of the tweets with links are also promoting products related to my search term which is "twitter software".

3. Click **Fetch Results** to start searching. The results will be generated in the grid located at the right side of the windows.

Select All Delete Selected

	Message	From	Your Tweet Response
▶	I'm very addicted to Twitter software.	Carl_Norman	
	@coastTV Both Twitter software - much better than the Web interface. I use ...	rupertg	
	@Cerebral_O Awww You remebered LmaO Nothing much I'm tryna d...	Chuckybad	
	RT @anthodges @PhilipFSmith Use auto Twitter software & make £000...	AdrianHiggs	
	RT @PhilipFSmith: Use automated Twitter software to make thousands per m...	anthodges	
	got tweetcaster best Twitter software yet	AmandaLelani	
	K so twitter software working but now web browser dead ://in uloo hackers...	goraf	
	@hawtin Hey Richie!! We love it when you run your twitter software so we k...	djstevemartin	
	@Randy_Thompson Hey do you use any twitter software? To manage your t...	TwiceTheSpeed	
	@syedsobrie still don't understand how twitter software works...	syeliz20	
	@Webby_1979 Het duurde even, maar dan ga je er ook gelijk vol voor he :D...	Tha_DUck	
	@thekeithjordan Unfortunate mistake while testing a Twitter software caused ...	Pure__ink	
	just installed this new Twitter software on my phone. neat!	allenMFnravong	
	rep FREAK 1:30 AM #SMLatam, desarrollador de twitter, intel, cuantos mexic...	zoomdigitalv	
	Beta testing some twitter software. Just sent a lengthy feedback email.	EconDog	
	im new to twitter can i oet some advise feedback n thoughts on the use of t...	alanhcherkin	

- Now we are done searching for target tweets. Its time to generate responses to all of this tweets. Use Tweet generator section of the software to generate reply. You can write your spinnable tweet in the text box provided

Tweet Generator

{Check out|see|view|visit} this {cool|good|great|excellent} twitter {marketing|promotion} {software|application|tool} <http://tweetattacks.com>

Generate: Reply

Generate on Selected

In this case I used my example tweet above.

- After setting up your spinnable tweet. Select tweets in the right side of the window that you want to be generated.

You can select the tweets by clicking the edge of the row

Message	From	Your Tweet Response
I'm very addicted to Twitter software.	Carl_Norman	
@coastTV Both Twitter software - much better than the Web interface. I use ...	rupertg	
@Cerebral_O Awwww You remebered LmaO Nothing much I'm tryna d...	Chuckybad	
RT @arthodges @PhilpFSmith Use auto Twitter software & make £000...	AdrianHiggs	
RT @PhilpFSmith: Use automated Twitter software to make thousands per m...	arthodges	
got tweetcaster best Twitter software yet	AmandaLelani	
K so twitter software working but now web browser dead :/ f'in uloo hackers...	gorisf	
@rhawtin Hey Richie!! We love it when you run your twitter software so we k...	djstevemartin	
@Randy_Thompson Hey do you use any twitter software? To manage your t...	TwiceTheSpeed	
@eyedsobrie still don't understand how twitter software works...	eyelz20	

click here to highlight

To select one by one, just hold your Control key and click in other records to select multiple records.

You can also hold and drag your mouse up or down to select multiple records

Message	From	Your Tweet Response
I'm very addicted to Twitter software.	Carl_Norman	
@coastTV Both Twitter software - much better than the Web interface. I use ...	rupertg	
@Cerebral_O Awwww You remebered LmaO Nothing much I'm tryna d...	Chuckybad	
RT @arthodges @PhilpFSmith Use auto Twitter software & make £000...	AdrianHiggs	
RT @PhilpFSmith: Use automated Twitter software to make thousands per m...	arthodges	
got tweetcaster best Twitter software yet	AmandaLelani	
K so twitter software working but now web browser dead :/ f'in uloo hackers...	gorisf	
@rhawtin Hey Richie!! We love it when you run your twitter software so we k...	djstevemartin	
@Randy_Thompson Hey do you use any twitter software? To manage your t...	TwiceTheSpeed	
@eyedsobrie still don't understand how twitter software works...	eyelz20	
@Webby_1979 Het duurde even, maar dan ga je er ook gelijk vol voor he .D...	Tha_DUck	
@thekethjordan Unfortunate mistake while testing a Twitter software caused ...	Pure__ink	

drag down to select many records

Or just click select all to select all records

Message	From	Your Tweet Response
(All) Select All added to Twitter software.	Carl_Norman	
@coast1 Both Twitter software - much better than the Web interface. I use ...	rupertg	
@Cerebral_D www You remembered LmaO Nothing much Iapos m byna d...	ChuckYbad	
RT @anthodges @PhilpFSmith Use auto Twitter software & amp; make £000...	AdrienHiggs	
RT @PhilpFSmith: Use automated Twitter software to make thousands per m...	anthodges	
got tweetcaster best Twitter software yet	AmandaLolani	
K so the twitter software is...	goraf	
@thawtrn Hey Richie!! We love it when you run your twitter software so we k...	djstevemartin	
@Randy_Thompson Hey do you use any twitter software? To manage your t...	TwiceTheSpeed	
@eyedobie still don'tapos understand how twitter software works...	eyek20	
@Webby_1979 Het duunde even, maar dan ga je er ook gelijk vol voor he :D...	Tha_DUck	
@thekottjordan Unfortunate mistake while testing a Twitter software caused...	Pure__ink	
just installed this new Twitter software on my phone. neato!	alenMFrarvong	
rep FREAK 1:30 AM #SMLatam, desarrollador de twitter, intel, cuantos mexic...	zoomdigitalv	
Beta testing some twitter software. Just sent a lengthy feedback email.	EconDog	
m: new to twitter can i get some advise, feedback n thoughts on the use of t...	alanrcherkin	
Review on Tweet Adder: How to get more followers on Twitter ... cl ga , Fervi...	FollowerNeeded	
I am trying out my new twitter software. SNAPTU!!!!	ayo_k16	
welche twitter software für mac könnt ihr empfehlen ? #fragenderunde	nine_jm	
Kwi, Twitter software for mac	dleganda	
Trying to find good twitter software for winmo 6 no touchscreen. Help!	mak74eagle	
@bisougl Oh, you should check out Tweetie! That'sapos the Twitter softw...	graf33	
(oss) But have been doing design of all types for years ... print, traditional, web...	LeMorningShow	
@MyraAnuar twitter software for Bb lor...	ShuQJIT	
@augustagalving thankyou. Maybe I can write some twitter software for you ...	PaulFan0w	
@PrettyHate555 Mnes crap but it has unlimited internet and twitter software s...	SrPoddington	
Twitter software idea - mouse over software that will tell you how many charac...	mikehasCXO	
@Tomraves Fair enough! How did you generate so many followers on your twi...	msickeywmoore	
@christopherkuntz thanks for the hint with the magic quotes in our twitter soft...	fmolr	

6. After selecting all the records select **Reply** in the **Generate** field.

Generate:

7. Click **Generate on Selected** to start generating replies.

The replies will be generated here

Message	From	Your Tweet Response
↳ l'm very addicted to Twitter software.	Carl_Norman	@Carl_Norman see this good twitter marketing tool http://tweetattacks.com
@coastTV Both Twitter software - much better than the Web interface. I use ...	rupertg	@rupertg visit this cool twitter marketing application http://tweetattacks.com
@Cerebral_O Awww You remebered LmaO Nothing much l'm tryna d...	Chuckybad	@Chuckybad view this great twitter marketing software http://tweetattacks.com
RT @anthodges @PhilpFSmith Use auto Twitter software & make £000...	AdrianHiggs	@AdrianHiggs visit this excellent twitter marketing software http://tweetattacks.com
RT @PhilpFSmith: Use automated Twitter software to make thousands per m...	anthodges	@anthodges view this good twitter marketing tool http://tweetattacks.com
got tweetcaster best Twitter software yet	AmandaLeiani	@AmandaLeiani see this great twitter marketing tool http://tweetattacks.com
K so twitter software working but now web browser dead :/ f'n uloo hackers....	gonisf	@gonisf visit this excellent twitter marketing application http://tweetattacks.com
@twatin Hey Richie!! We love it when you run your twitter software so we k	djstevemartin	@djstevemartin Check out this cool twitter marketing tool http://tweetattacks.com
@Randy_Trompson Hey do you use any twitter software? To manage your t...	TwiceTheSpeed	@TwiceTheSpeed view this cool twitter marketing application http://tweetattacks.c
@syedsobrie still don't understand how twitter software works...	syeliz20	@syeliz20 visit this excellent twitter marketing tool http://tweetattacks.com
@Webby_1979 Het duurde even, maar dan ga je er ook gelijk vol voor he :D...	Tha_DUck	@Tha_DUck Check out this good twitter marketing application http://tweetattacks.
@thekeithjordan Unfortunate mistake while testing a Twitter software caused ...	Pure__Ink	@Pure__Ink Check out this great twitter promotion tool http://tweetattacks.com
just installed this new Twitter software on my phone. neat!	allenMFnriravong	@allenMFnriravong view this great twitter promotion software http://tweetattacks.co
rep FREAK 1:30 AM #SMLatam, desarrollador de twitter, Intel, cuantos mexic...	zoomdigitaltv	@zoomdigitaltv view this cool twitter marketing software http://tweetattacks.com
Beta testing some twitter software. Just sent a lengthy feedback email.	EconDog	@EconDog visit this cool twitter marketing software http://tweetattacks.com
im new to twitter can i get some advise feedback n thoughts on the use of t...	alanhcherkin	@alanhcherkin visit this good twitter promotion application http://tweetattacks.com
Review on Tweet Adder, How to get more followers on Twitter cl.gs , Revi...	FollowerNeeled	@FollowerNeeled visit this cool twitter promotion software http://tweetattacks.com
I am trying out my new twitter software SNAPTU!!!!	ayo_k16	@ayo_k16 visit this good twitter promotion tool http://tweetattacks.com
welche twitter software für mac könnt ihr empfehlen ? #fragendierunde	nine_am	@nine_am visit this excellent twitter promotion tool http://tweetattacks.com
Kiwi, Twitter software for mac	diegoanda	@diegoanda visit this cool twitter promotion tool http://tweetattacks.com
Trying to find good twitter software for winmo 6 no touchscreen. Help!	mark747eagle	@mark747eagle view this cool twitter marketing application http://tweetattacks.com

8. You can now click **Send to Tweet Poster** for posting and scheduling.

How to Generate Many Retweets?

Retweeting other tweets is a good way to get noticed by other twitter users and build relationships.

To use this feature you can simply the how to generate reply above and just select **Generate Retweet** instead of **Reply**.

To show you an example here is a way to do it

For example I want to retweet some twitter marketing tips tweeted by other bloggers for me to get notice and at the same time, giving value to my followers

1. I will search for "twitter tips"
2. Select All
3. Change the generate **Reply** to generate **Retweet** and click generate on selected
4. Retweets will be automatically generated

Message	From	Your Tweet Response
igjobs: Twitter Tips, Tricks, and Tweets...	TheCraigFisher	RT @TheCraigFisher igjobs: Twitter Tips, Tricks, and Tweets http://twit.nl/3okus2
twitter 101 The Evolving Blog: Twitter Tip...	Marenda	RT @Marenda twitter 101 The Evolving Blog: Twitter Tips for Business-to-Business Co
3 Must Have #Twitter Tips for Beginners...	anonymous1mll	RT @anonymous1mll 3 Must Have #Twitter Tips for Beginners http://bit.ly/bfNGbu j
RT @AskAaronLee: 22 Random Twitter ...	lykaumikrish	RT @lykaumikrish RT @AskAaronLee: 22 Random Twitter Tips [New] http://s.gd/8
"You are what you tweet": j R...	shannonholato	RT @shannonholato "You are what you tweet": j RT @ChrisVanBuren: Gi
very valuable twitter tipshttp://bit.ly/ab7...	cfortes	RT @cfortes very valuable twitter tipshttp://bit.ly/ab7UVO (expand)
Hey @dhollings, I just received another ...	elizabethredd	RT @elizabethredd Hey @dhollings, I just received another of your 'Tip Toe Th
FREE Videos Show Twitter Tips to Gain ...	glenbender	RT @glenbender FREE Videos Show Twitter Tips to Gain Followers Fast!! Click this L
Glen Gilmore and Social Media: 22 Rand...	ChrisVanBuren	RT @ChrisVanBuren Glen Gilmore and Social Media: 22 Random Twitter Tips http://l
RT @teek2010SEO Twitter Tips: Some Tips For Social Med	theteachingbox	RT @theteachingbox RT @anteek2010SEO Twitter Tips: Some Tips For Social Med
RT @Entourage_007: Learn more Strate...	Cyber_Wealth	RT @Cyber_Wealth RT @Entourage_007: Learn more Strategies and twitter tips at t
5 Twitter Tips for Things to Tweet » Bey...	EASYwebCASHFLOW	RT @EASYwebCASHFLOW 5 Twitter Tips for Things to Tweet » Beyond Sliced Brea
5 Twitter Tips for Things to Tweet » Bey...	AwakenDMarketR	RT @AwakenDMarketR 5 Twitter Tips for Things to Tweet » Beyond Sliced Bread ht
Learn more Twitter tips on Forums http://...	Cyber_Wealth	RT @Cyber_Wealth Learn more Twitter tips on Forums http://twitplace.com/115/doe
Learn more Strategies and twitter tips at t...	Entourage_007	RT @Entourage_007 Learn more Strategies and twitter tips at twitplace forums- Lear
22 Twitter Tips http://s.gd/8vF6q (expa...	CharityIdeas	RT @CharityIdeas 22 Twitter Tips http://s.gd/8vF6q (expand) /via @TrendTracker i
http://bit.ly/8ndoCD (expand) New Blog...	PottyTips	RT @PottyTips http://bit.ly/8ndoCD (expand) New Blog Post: Twitter Tips - Promote
New Blog Post: Twitter Tips - Promote Y...	afil_marketing	RT @afil_marketing New Blog Post: Twitter Tips - Promote Your Articles Without Spe
SEO Twitter Tips: Some Tips For Social ...	anteek	RT @anteek SEO Twitter Tips: Some Tips For Social Media Marketing #SEO ... http
Twitter Tips to Get More Traffic http://bt...	deniseservente	RT @deniseservente Twitter Tips to Get More Traffic http://bit.ly/c4nY99 (expand)
: Learn Guy Kawasaki's Twitter Ti...	MadMoneyTwiter	RT @MadMoneyTwiter : Learn Guy Kawasaki's Twitter Tips To Market Your B
RT @Your_Say: 47 Random #Twitter Ti...	GreatTwitTips	RT @GreatTwitTips RT @Your_Say: 47 Random #Twitter Tips http://bit.ly/8hh6PA
RT @Your_Say: 47 Random #Twitter Ti...	GreatTwitTips	RT @GreatTwitTips RT @Your_Say: 47 Random #Twitter Tips http://bit.ly/8hh6PA
RT @Your_Say: 47 Random #Twitter Ti...	TheNoPhoneZone	RT @TheNoPhoneZone RT @Your_Say: 47 Random #Twitter Tips http://bit.ly/8hh6PA
RT @Your_Say: 47 Random #Twitter Ti...	JonathanNazzal	RT @JonathanNazzal RT @Your_Say: 47 Random #Twitter Tips http://bit.ly/8hh6P
A must read General Twitter tips for start...	cynthiachiu	RT @cynthiachiu A must read General Twitter tips for starters http://bit.ly/177zd (exp
RT @ScamsExposed The Evolving Blog...	scamsExposed	RT @scamsExposed RT @ScamsExposed The Evolving Blog: Twitter Tips for Busin
The Evolving Blog: Twitter Tips for Busin...	TheCraigFisher	RT @TheCraigFisher The Evolving Blog: Twitter Tips for Business-to-Business Comp
RT @traveofadam: twitter tips: RT @jo...	TravelIndustry	RT @TravelIndustry RT @traveofadam: twitter tips: RT @johnnyvagabond 5 Steps

Retweets will be generated here

5. You can now send the list to tweet poster for scheduling and posting.

Tweet Poster

Tweet poster will let you post your generated tweets and replies. If you use TweetAttacks tweet poster, all of your tweets will be posted using a web browser so it will appear very natural as if they are typed and tweets from the web.

You can set the date and time of each tweet when they will be posted or you can generate schedule based on your selected interval.

Tweet Poster Toolbar

Tweet poster contains additional toolbar that provides additional functionalities



- **Shuffle.** This will be used to randomized and shuffle your tweets so that replies, quotes and retweets will be posted randomly manner.
- **Remove Duplicates.** This will remove the duplicate tweets in your list.
- **Save.** Save the tweets so you can use it later
- **Load.** Load previously saved tweets
- **Delete Selected.** Delete selected tweets
- **Clear.** Delete all tweets in the list

How to use Tweet Poster?

You can generate tweet schedules based on your set intervals.

The screenshot shows the 'Tweet Poster' control panel. It includes a checked checkbox for 'Start at current time', a 'Start at' dropdown menu set to '2010-03-16 09:58:09', and a 'post every' section with a range from 3 to 10 minutes. Below these are four buttons: 'Generate (On Selected)', 'Generate (ALL records)', 'Start Posting From Web', and 'Send to Socialomph'.

- **Start at current time.** Check this option to always use the current date and time for the generated schedules
- **Start at.** Use this option to generate schedule starting at a specified date and time
- **Post Every.** The interval of the tweet schedule to be generated
- **Generate (On selected).** Click this button to start generating schedules for the selected records only based on the options above
- **Generate (ALL records).** Click this button to start generating schedules for all tweets based on the options above

Tweets	Schedule	Status
RT @TheCraigFisher sghabs: Twitter Tips, Tricks, and Tweets http://twuof.nl/2okus2 (expand)	2010-02-19 12:12:40	
RT @Marsenda twitter 101 The Evolving Blog: Twitter Tips for Business-to-Business Companies: Twitter...	2010-02-19 13:12:40	
RT @anonymous1mll 3 Must Have #Twitter Tips for Beginners http://bit.ly/bfNGbu (expand)	2010-02-19 14:12:40	
RT @lykaumikrah RT @AskAaronLee: 22 Random Twitter Tips (New) http://is.gd/bvF6q (expand)	2010-02-19 15:12:40	
RT @shannonholato "You are what you tweet".) RT @ChrisVanBuren: Glen Gilmore and S...	2010-02-19 16:12:40	
RT @cfortes very valuable twitter tipshttp://bit.ly/ab7UVO (expand)	2010-02-19 17:12:40	
R... RT @the... I just received another of your #Twitter Tip Tip... Through The Twi...	2010-02-19 18:12:40	
RT @gordenier FREE: Hootie Show: Twitter Tips to Gain Followers Fast! Click this link: http://bit.ly/...	2010-02-19 19:12:40	
RT @ChrisVanBuren Glen Gilmore and Social Media: 22 Random Twitter Tips http://bit.ly/9PQL0p (ex...	2010-02-19 20:12:40	
RT @theteachingbox RT @anteek2010SEO Twitter Tips: Some Tips For Social Media Marketing I #S...	2010-02-19 21:12:40	
RT @Cyber_Wealth RT @Entourage_007: Learn more Strategies and twitter tips at twitplace forums-...	2010-02-19 22:12:40	
RT @EASYwebCASHFLOW 5 Twitter Tips for Things to Tweet » Beyond Sliced Bread http://bit.ly/8X...	2010-02-19 23:12:40	
RT @AwakenDMarketR 5 Twitter Tips for Things to Tweet » Beyond Sliced Bread http://bit.ly/8X0le...	2010-02-20 00:12:40	
RT @Cyber_Wealth Learn more Twitter tips on Forums http://twitplace.com/f15/does/tweet+adder+get...	2010-02-20 01:12:40	
RT @Entourage_007 Learn more Strategies and twitter tips at twitplace forums- Learn from experts on ...	2010-02-20 02:12:40	
RT @CharityIdeas 22 Twitter Tips http://is.gd/bvF6q (expand) /via @TrendTracker @Sung_H_Lee ...	2010-02-20 03:12:40	
RT @BatuTua http://bit.ly/8u6d7N (expand) New Blue Book: Twitter Tips » Generate Your Social Me...	2010-02-20 04:12:40	

Schedules will be shown here

To manually specify the schedule just double click the cell and edit the content. You can also do this to edit the generated tweets.

	Schedule	Status																																																	
	2010-02-19 12:12:40																																																		
Twitter...	2010-02-19 13:12:40																																																		
	2010-02-19 14:12:40																																																		
and) #s...	<div style="border: 1px solid gray; padding: 5px;"> <p style="text-align: center;">February, 2010</p> <table border="1" style="width: 100%; text-align: center;"> <thead> <tr> <th>Sun</th> <th>Mon</th> <th>Tue</th> <th>Wed</th> <th>Thu</th> <th>Fri</th> <th>Sat</th> </tr> </thead> <tbody> <tr> <td>31</td> <td>1</td> <td>2</td> <td>3</td> <td>4</td> <td>5</td> <td>6</td> </tr> <tr> <td>7</td> <td>8</td> <td>9</td> <td>10</td> <td>11</td> <td>12</td> <td>13</td> </tr> <tr> <td>14</td> <td>15</td> <td>16</td> <td style="border: 2px solid blue;">17</td> <td>18</td> <td style="border: 2px dashed gray;">19</td> <td>20</td> </tr> <tr> <td>21</td> <td>22</td> <td>23</td> <td>24</td> <td>25</td> <td>26</td> <td>27</td> </tr> <tr> <td>28</td> <td>1</td> <td>2</td> <td>3</td> <td>4</td> <td>5</td> <td>6</td> </tr> <tr> <td>7</td> <td>8</td> <td>9</td> <td>10</td> <td>11</td> <td>12</td> <td>13</td> </tr> </tbody> </table> <p style="text-align: center;">Today: 2/17/2010</p> </div>		Sun	Mon	Tue	Wed	Thu	Fri	Sat	31	1	2	3	4	5	6	7	8	9	10	11	12	13	14	15	16	17	18	19	20	21	22	23	24	25	26	27	28	1	2	3	4	5	6	7	8	9	10	11	12	13
Sun	Mon	Tue	Wed	Thu	Fri	Sat																																													
31	1	2	3	4	5	6																																													
7	8	9	10	11	12	13																																													
14	15	16	17	18	19	20																																													
21	22	23	24	25	26	27																																													
28	1	2	3	4	5	6																																													
7	8	9	10	11	12	13																																													
nums- ...	2010-02-19 22:12:40																																																		
it.ly/8X...	2010-02-19 23:12:40																																																		
/8XNe...	2010-02-20 00:12:40																																																		

After setting the schedules just click **Start Posting from Web** to start posting or **Send to Socialomph** to schedule it using socialomph services.

Note: Free socialomph user accounts is limited and the limitations are beyond our control.

Multi User Tweet Poster

Multi user tweet poster is a bonus module that comes with TweetAttacks. This is the only module that uses API when posting.

Multi User Tweet Poster allows your tens, hundreds or even thousand twitter accounts to schedule and post tweets at the same.

It allows you to load saved tweets from the tweet poster.

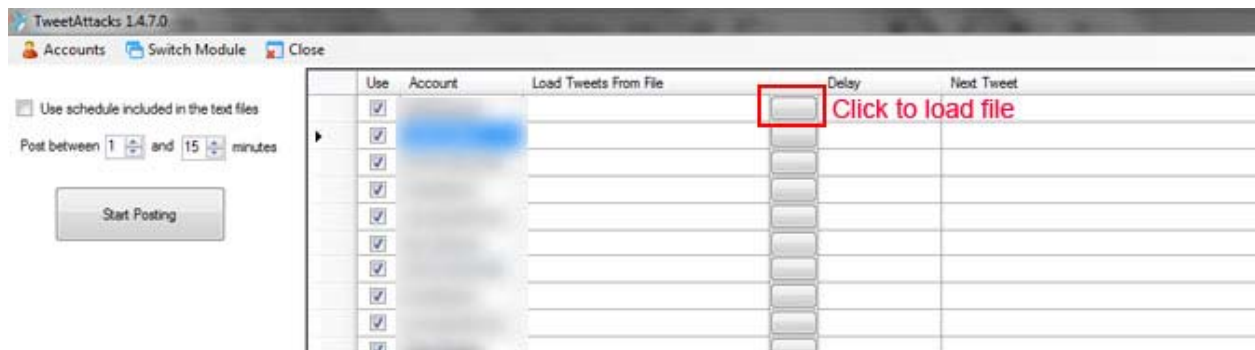
Multi User Tweet Poster has the following options

- **Use schedule included in the text files.** This allows you to use the schedules generated using the tweet poster module.
- **Post between.** Use this option if you don't want to use the generated schedule from tweet poster module and TweetAttacks will generate random number between the 2 numbers selected.

How to Use Multi User Tweet Poster Module?

You can use reply generator and tweet scraper modules to generate content for tweet poster module.

1. Save the generated tweets in tweet poster module.
2. Switch to Multi User Tweet Poster module
3. All of your accounts will be automatically generated in the table.



4. Uncheck the Use checkbox (1st column) if you don't want to use that account.
5. After selecting the users, open text files where the tweets should be loaded by clicking the button as shown in the screenshot above.
6. After assigning the text files, click start posting and watch your accounts post tweets simultaneously or just leave and tweet attacks will do the posting for all of your accounts.

Wait and Reply Module

Wait and reply module allows you to spy on other peoples tweets. Once tweetattacks found a tweet that is relevant to your offer, tweetattacks will automatically reply to that tweet. You can set it to reply that contains your affiliate link, CPA offers, and new blog post or just about anything.

This module and the reply generator will allow you to make money even if you don't have followers.

You just need to give the right offer and you need to work on the right niche.

TweetAttacks Wait and Reply Module have the following options

Wait and Tweet

Wait for tweets that contains

Then load and post reply from this file

Open Edit Preview

When multiple mentions appear,
put delay on replies between

 and seconds

Do not reply on tweets with links

Do not reply on tweets from users with no picture

Dont reply on previously replied users

Clear Old Results

Start Waiting Stop Waiting

- **Wait for tweets that contains.** This is the keyword that you want to target. Eg: If you want to sell an ipad, you can put something like “I want an ipad” or “I want to buy ipad” and tweetattacks will wait for someone who will tweet it.
- **Then load and reply from this file.** It contains one text box which shows the file name where the tweets will be loaded.

Then load and post reply from this file

Open Edit Preview

Open – Use this button to change the file where you want your tweets to be loaded.

Edit – Use this button to edit your tweets in the text file.

Preview – Use this button to test your tweets if you used the spinner properly.

- **When multiple mentions appear, put delay on replied between.** Set the delay between replies. Delays will be randomly generated between those 2 numbers on each requests for a more human and random behaviour.

- **Dont reply on tweets from users with no picture** Based on my experience, most of those users who don't have picture are bots and spammers. Check this option to ignore them.
- **Dont reply on tweets that contains links** Many spammers and bots only tweet links. You can check this option to ignore them.
- **Dont reply on previously replied users** Replying to the same user over and over again may result for the other user to get annoyed and report you as spammer. You can check this option to prevent it.
- **Start Waiting** Click this button to start your campaign and wait for the traffic and money comes in.
- **Stop Waiting** You can use this button if you want to stop Wait and Reply module. This button will not stop any other modules running.

ReTweet Attacks

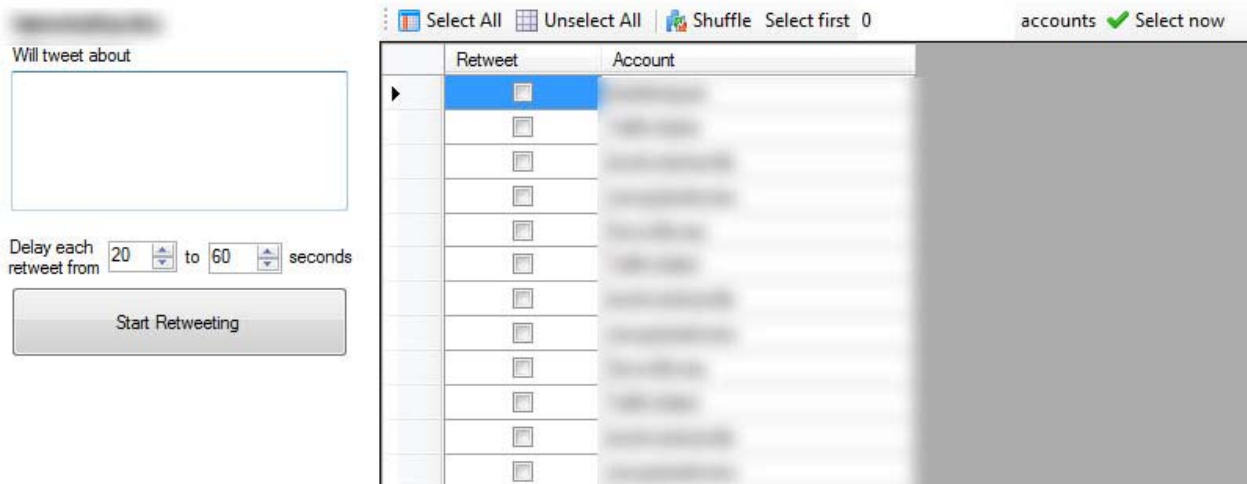
If you have tens or hundreds of accounts with each thousands of followers tweeting your url. Retweets have higher click rate than normal tweets.

If you have 20 accounts and each have 5000 followers, your offer will become visible to $20 \times 5000 = 100,000$ users instantly - with single click of a button

Get instant tons of backlinks from high PR sites

When your link retweeted by many other users, the tweet will be listed in many retweet statistic sites and will give you many many backlinks and gain authority.

ReTweet Attacks have this screen



Will tweet about This is the initial tweet that you want your logged in account to tweet.

Delay each retweet from The random delay that will be applied for every retweet.

How to use ReTweet Attacks?

1. Login the account that you want to make the initial tweet
2. Switch Module to ReTweet Attacks
3. Put the initial tweet in **Will tweet about box**, you can put your offers or links in this box
4. In the right table, check the accounts that you want to retweet the message
 - a. You can click select all button to use all of the other accounts
 - b. You can also select only the first # of accounts. For example if you want to select only the first 10 accounts just put 10 in **Select first** text box then click **Select Now**. **You can use the shuffle button to shuffle accounts before selecting the # of accounts for you not to select same accounts over and over again.**
5. Click start retweeting to start your campaign.

NOTE: If you have other modules running, they will all be automatically stopped when ReTweet Attacks start running.

Frequently Asked Questions

What is your suggested follow and unfollow count per day?

First of all, after creating a new account, I don't use it for following on the same day. I'm just editing the profile, adding pictures, post some tweets then start following after 2 or 3 days.

For newly created accounts, I only follow 200-400 per day until I reach 700 followers.

If you want to follow on the 1st day, just follow around 50-150.

After 700 followers, make it 300-500 a day until you reach 1000

Then 400-600 until I reach 2000.

When I have 2000 followers, I do follow 900 - 1000 a day.

Note: Twitter might show a notification about your follow limit even before reaching those numbers because of many other conditions. Like you cannot follow more than 2000 if you have less than 2000 followers. After reaching 2000 (not exactly 2000, I think it's 1820) followers you can then have a following limit 10% more than your number of followers. Until then, you need to unfollow so you can follow more.

Unfollowing

I only unfollow users who don't follow me back after 2 days and I don't protect my mutual followers most of the time so I can follow more people per day.

Are you using proxies?

Personally I don't believe twitter is checking your IP when you are using your account, I have 20+ real niche specific accounts and hundred throw away accounts and only 8 of them have proxies. They are still fine now. I have accounts suspended sometimes but very very rare.

One thing I'm sure of is that, when you create multiple accounts at the same day using the same IP (without proxies) they will surely get banned after few minutes.

If you create multiple accounts on same day, better use proxies. Clear your cookies and flash cookies.

Proxies are not required but if you want to use them, don't use free public proxies because they are normally associated with spam activities, they are slow and very unstable.

I recommend proxies from <http://proxybonanza.com> (I'm not an affiliate or connected to them).

TweetAttacks shows that its following\unfollowing but I cannot see any changes in my following count

Check your Internet explorer settings and make sure that the following is present

1. Javascript should be enabled
2. ActiveX should be allowed
3. Security level should be at least **medium**

If problem still exists, try clearing your cookies and set Internet explorer to its default settings.

How Can I Transfer My License to Another Computer?

Please contact support (support@tweetattacks.com) to disable your license in your 1st computer and include your transaction id and paypal email.

Support and Suggestions

For your concerns please don't hesitate to send an email to support@tweetattacks.com

We are constantly improving our product, your comments and suggestions are always welcome. Please send your suggestions to support@tweetattacks.com

Thank you so much for supporting our products.